Year 1 &2 work until Easter

Literacy

- Please continue to read with your child every day, as you would if they were attending school.
- Plan a pirate adventure story, thinking about what will happen at the beginning, middle and end of the story on your story planner.
- Use your story plan to write your own pirate adventure story. Try to remember correct sentence punctuation, spelling of common exception words and use of exciting vocabulary such as adjectives. Year 2, can you try to organise your story into paragraphs?
- Imagine you are marooned on a desert island! Your only hope is to send a message in a bottle into the sea! Write your message in a bottle in your best handwriting. Year 2, remember you should be trying to join accurately.
- Reading comprehension- A Monster Surprise (Year 2), The Zoo Vet (Year 1) Read and answer the questions about the story.
- Mr Whoops spelling mistakes activities. (Year 1 to focus on looking for the Year one spelling words/ Year 2, you need to look for 1 and 2)
- You have also been given a reminder of your IDL spelling Login if you would like to complete some of the activities on that.

Maths

- Year 1- Practise counting in 2's, 5's and 10's
- Year 2- Practise your 2,5 and 10 times tables (you could also practise 3 if you'd like a challenge)
- Work through the fractions activities, starting on those looking at 1/2, then, 1/4, then the mixed problems containing other fractions.
- Please complete any sections on fractions on Mathletics- we have given you a reminder of your login.

Topic

- Creating your own treasure map using grid references. Add your own items to the map and write grid references for Captain Peg Leg to find them.

Creating your own treasure map using grid references, a key and compass directions.

Ahoy there! I need your help. Can you design me a treasure map of an island so I can bury my stolen treasure in a top secret location where no one else can find it?

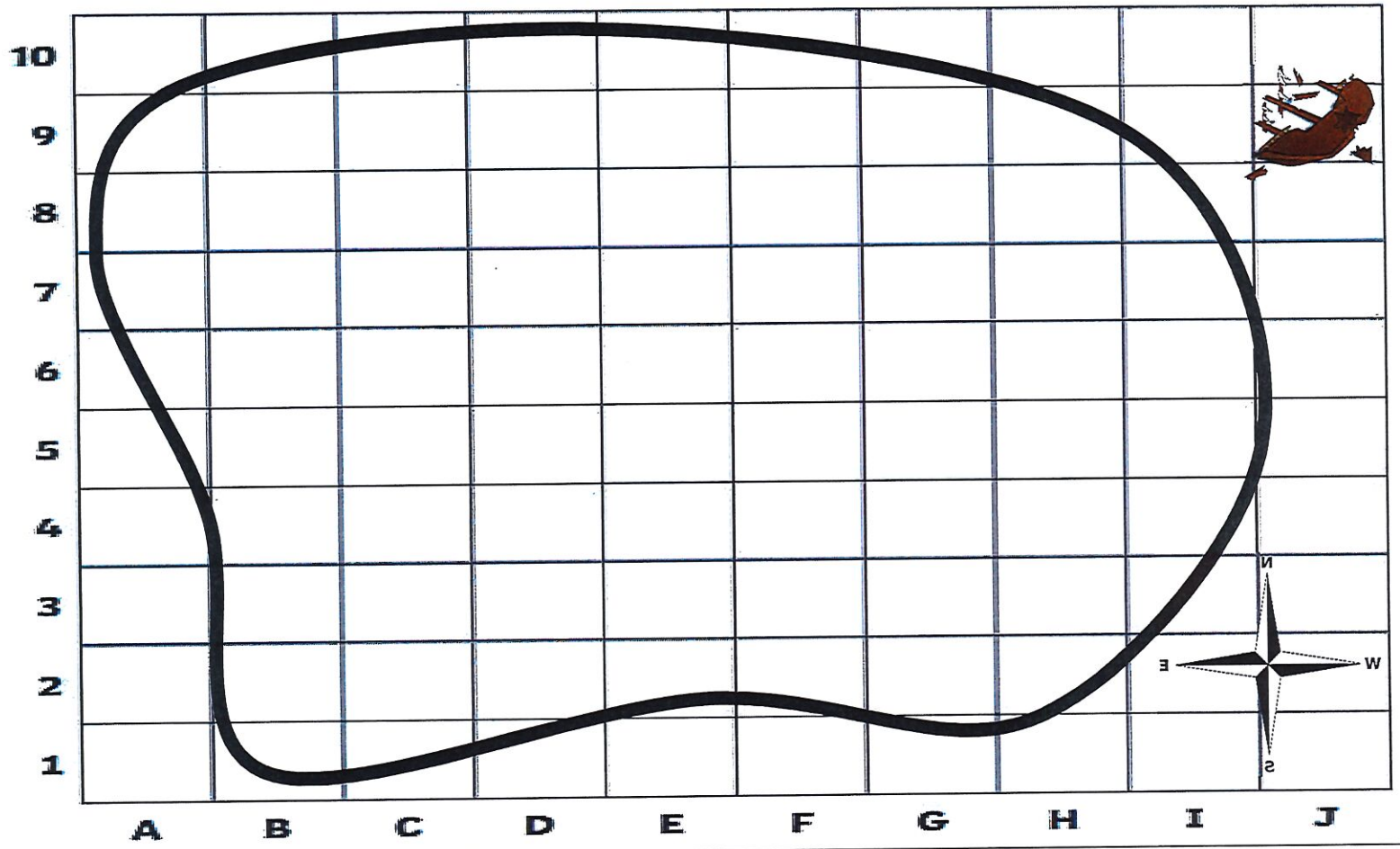

Key

Ship Wreck

Next Task

Can you write telling Captain Peg Leg how we can get from his ship wreck to different parts of the island using compass directions and grid references.

At the side of your treasure map there is a box saying **key**. In this box you need to fill in what each image on your map shows (just like the example).

If you look closely at your map you can see numbers and letters. These are called grid references. To find specific thing on a map, you use these to help. For example, the ship wreak is at J,9. You need to find J on the map then count up to 9 to find the ship wreck.

Colour a Third

Can you colour a third of each shape?

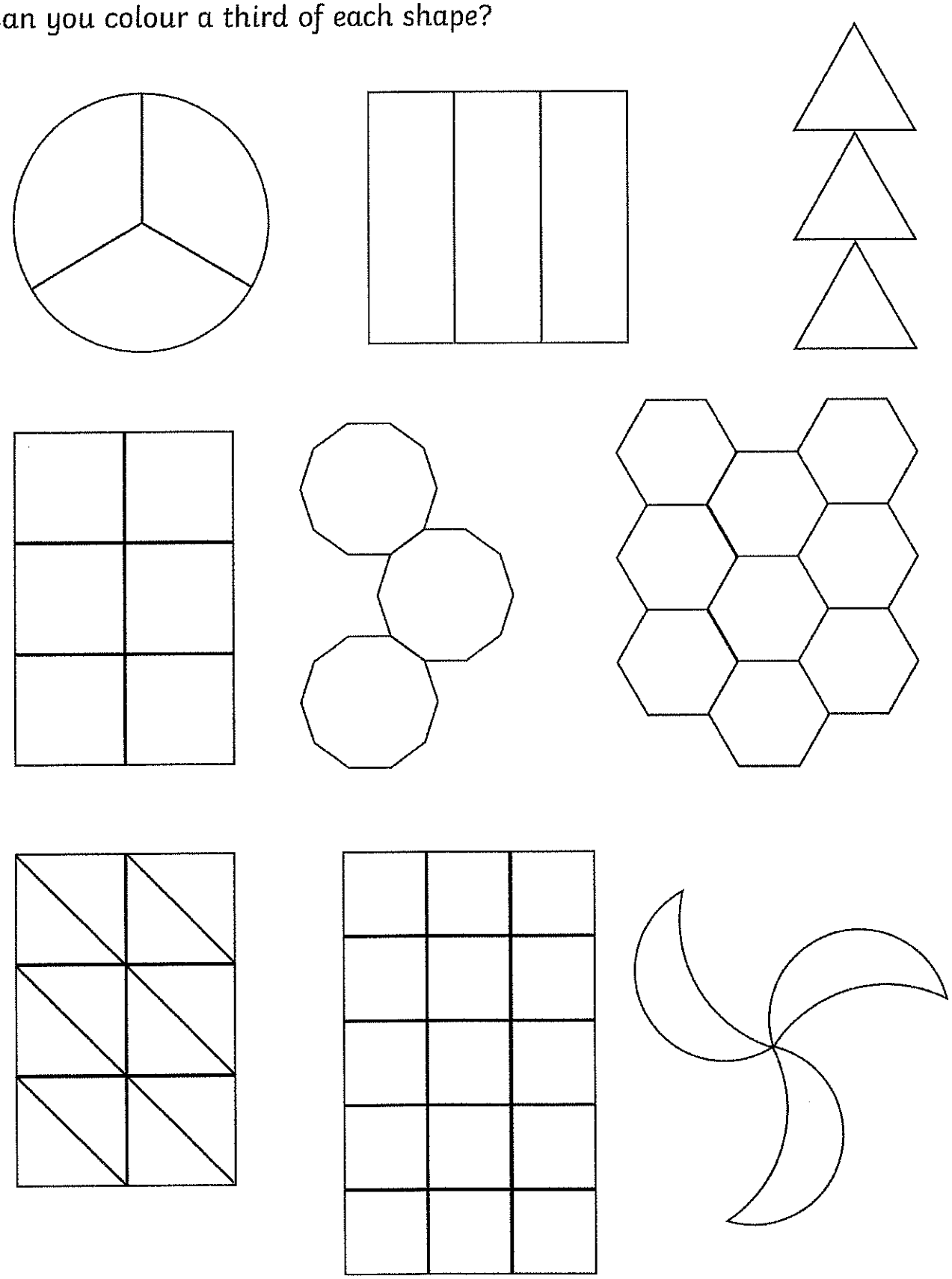

Read and Colour the Fractions

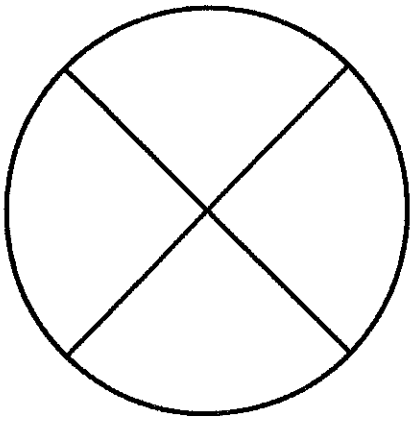

one quarter

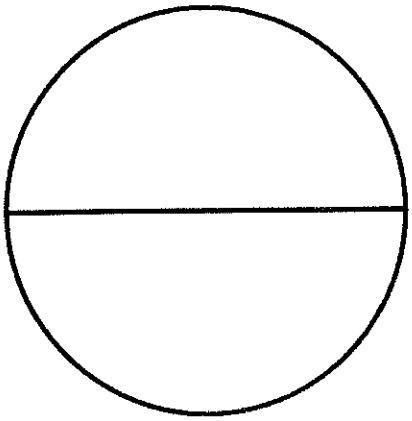

one half

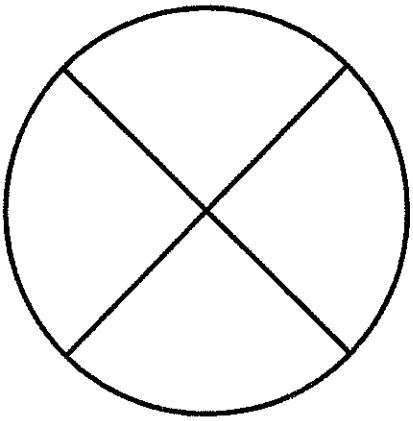

three quarters

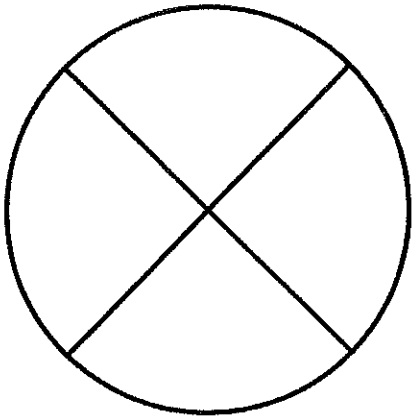

whole

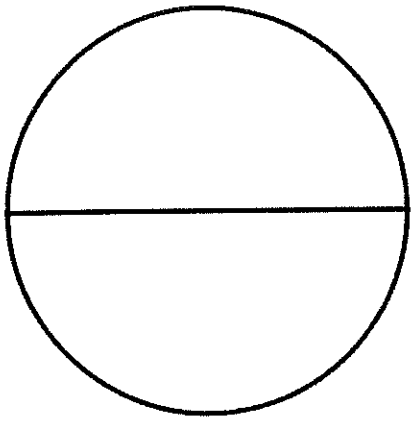

one half

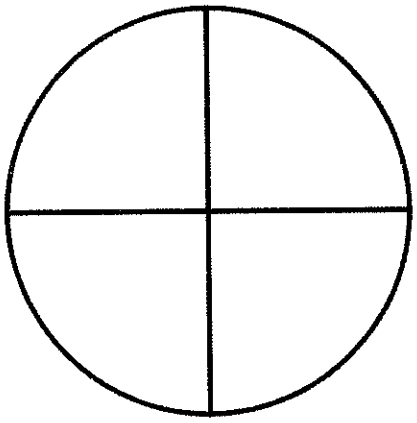

one quarter

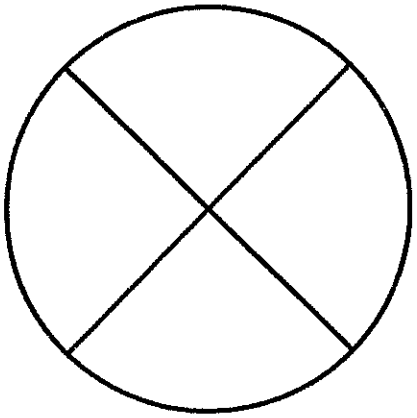

$\frac{1}{4}$

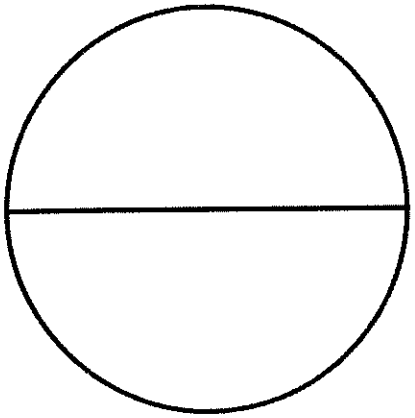

$\frac{1}{2}$

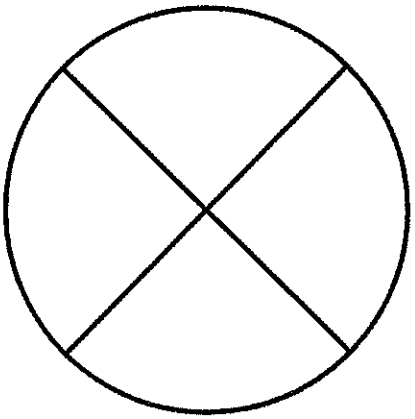

$\frac{3}{4}$

Name: Date:

Halves of shapes

Can you colour in **one half** of the following shapes: $\frac{1}{2}$



Colour in $\frac{1}{2}$ of these shapes:

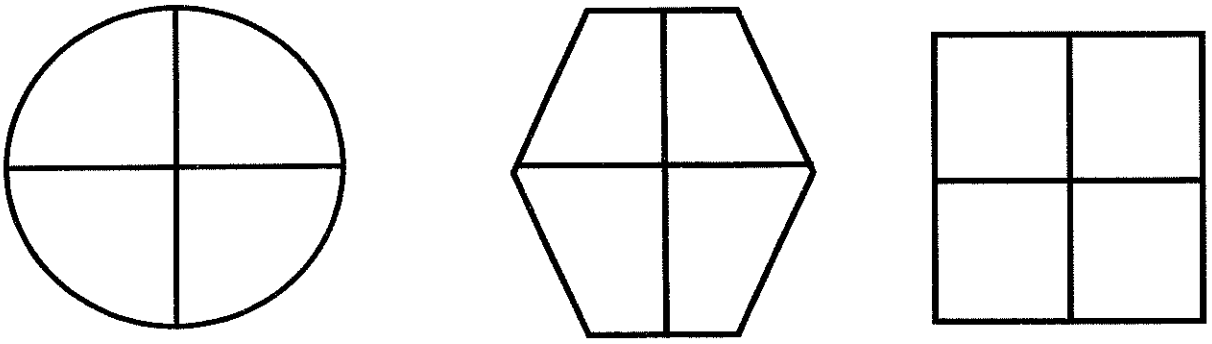

Name: _____ Date: _____

Write half in the spaces below.

$\frac{1}{2}$	$\frac{1}{2}$	$\frac{1}{2}$	$\frac{1}{2}$	$\frac{1}{2}$	$\frac{1}{2}$
$\frac{1}{2}$					

half	half	half	half	half
half				

How much of the shape has been coloured?



_____

How much of the shape has been coloured?

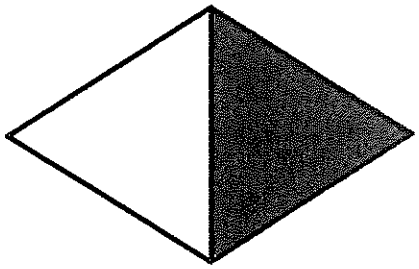

_____

Finding Simple Fractions of Numbers

Find half by dividing a number into two equal parts.
Find a quarter by dividing a half into two equal parts.



1 whole = 8



$\frac{1}{2}$ = 4

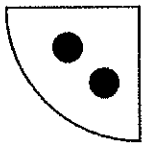

$\frac{1}{4}$ = 2

1. Find a half and a quarter of each of these numbers.
   Draw circles to help you.

a.



1 whole = 12

$\frac{1}{2}$ = ☐

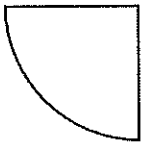

$\frac{1}{4}$ = ☐

b.



1 whole = 4

$\frac{1}{2}$ = ☐

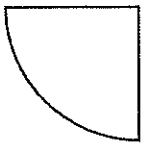

$\frac{1}{4}$ = ☐

visit twinkl.com





©twinkl.co.uk. You may photocopy this page.

Teacher Script and Answer Sheet: Maths Assessment Year 1:
Fractions

Children may have equipment (number line, objects or coins) on the table to help them.
Some children may need to work 1-1 with physical objects with the support of an adult.

question	instruction	marks	answer / notes
1. Recognise, find and name a half as 1 of 2 equal parts of an object, shape or quantity. 2. Recognise, find and name a quarter as 1 of 4 equal parts of an object, shape or quantity.			
1	Colour in half of the cake	1	
2	Colour in half of the cake	1	
3	Colour ¼ of this cake	1	
4	Colour half of the cupcakes	1	5
5	George buys half the cookies. How many does he buy?	1	4
6	Celia buys a quarter of the French sticks. How many does she buy?	1	2
7	Chloe has been waiting half an hour for the bread to come out of the oven. Can you colour half of the clock?	1	
8	What fraction of the pie has been eaten?	1	¼
9	Slice the hot cross bun into quarters	1	
10	Slice the loaf in half	1	
		Total 10	

©twinkl.co.uk. You may photocopy this page.

The Zoo Vet

On Monday, George the giraffe visited the vet. He had a sore throat. The vet gave George some medicine and a scarf to wrap around his neck.

Thanks to the vet, the patient soon began to feel much better.



On Tuesday, Fatima the flamingo visited the vet. She had a broken wing. The vet bandaged Fatima's wing and put it into a sling.

Thanks to the vet, the patient soon began to feel much better.

On Wednesday, Cam the chameleon visited the vet. He had a temperature. The vet put a cool flannel on Cam's head and gave him plenty of water to drink.

Thanks to the vet, the patient soon began to feel much better.



On Thursday, Eric the elephant visited the vet. He had a cold. The vet gave Eric a big hankie and a hot-water bottle.

Thanks to the vet, the patient soon began to feel much better.



On Friday, Tori the tiger visited the vet. She had a thorn stuck in her paw. The vet pulled the thorn out of Tori's paw and wrapped it in a bandage.

Thanks to the vet, the patient soon began to feel much better.

Oh no! On Saturday, it was the vet who was feeling poorly!

On Sunday, he put some cream on his spots and got plenty of rest...

...and soon began to feel much better!

Questions

1. Who visits the vet on Monday? Tick **one**.
   - ◯ Eric the elephant
   - ◯ George the giraffe
   - ◯ Tori the tiger

2. Why does Cam the chameleon visit the vet?

   _____

   _____

3. Name three treatments the vet gives to the animals.
   1. _____
   2. _____
   3. _____

4. Draw a line to match the animal to its problem and the day it visited the vet. The first one has been done for you.

tiger	temperature	Tuesday
chameleon	broken wing	Thursday
giraffe	thorn in its paw	Monday
flamingo	sore throat	Friday
elephant	a cold	Wednesday

5. After the vet has been poorly, which day of the week do you think he returns to work on? Why?

   _____

   _____

   _____

6. Do you think it would be good to be a vet? Why?

   _____

   _____

   _____

Pirate adventure story board

Beginning	Middle	End
Picture	Picture	Picture
Notes/ideas	Notes/ideas	Notes/ideas



nwhat.com



Year 1 & 2 Common Exception Words

This Spot the Mistake with Mr. Whoops pack will cover the words from this statutory spelling list:

Year 1			Year 2			
a	is	so	after	cold	hour	path
are	love	some	again	could	improve	people
ask	me	the	any	door	kind	plant
be	my	there	bath	even	last	poor
by	no	they	beautiful	every	many	pretty
come	of	to	because	everybody	mind	prove
do	once	today	behind	eye	money	should
friend	one	was	both	fast	most	steak
full	our	we	break	father	move	sugar
go	pull	were	busy	find	Mr	sure
has	push	where	child	floor	Mrs	told
he	put	you	children	gold	old	water
here	said	your	Christmas	grass	only	who
his	says		class	great	parents	whole
house	school		climb	half	pass	wild
I	she		clothes	hold	past	would

visit twinkl.com

Spot Mr Whoops' Mistakes

Mr Whoops is a little bit clumsy...OK, OK, he's a lot clumsy! Even though he's really trying hard with his writing, he's still accidentally misspelt 12 of his Y1/Y2 common exception words. Can you spot his mistakes?

Highlight them in the passage of text.

Could you then correct the words at the bottom of the sheet and create a list for Mr. Whoops to practise?

Activity 1:

i wish it could be Chrismas evry single day. I luv getting up really early to see what Santa has put in my stocking. I usually get muny and cloths from my aunty and uncle, which is sow kinde of them. We usually have a howse ful of peeple and we all help cook staek, vegetables and potatoes. I think it's the best day ever!

Mr. Whoops needs to practise these words:

_____ _____

_____ _____

_____ _____

_____ _____

_____ _____

_____ _____

visit twinkl.com

Mr Whoops is a little bit clumsy...OK, OK, he's a lot clumsy! Even though he's really trying hard with his writing, he's still accidentally misspelt 14 of his Y1/Y2 common exception words. Can you spot his mistakes?

Highlight them in the passage of text.

Could you then correct the words at the bottom of the sheet and create a list for Mr. Whoops to practise?



Activity 2:

After schul, Msr Jones from down the road takes em and my frend to the park. I love to clime really high on the climbing frames with the other childrun. Once, a cheld didn't howld on like you shud so eh fell from the very top and all the way to the flur! His farthr had to take him to the doctors and sed he wasn't allowed to play outside for a howl week until his injured arm had healed.

Mr. Whoops needs to practise these words:

_____ _____

_____ _____

_____ _____

_____ _____

_____ _____

_____ _____

_____ _____

visit twinkl.com

Mr Whoops is a little bit clumsy...OK, OK, he's a lot clumsy! Even though he's really trying hard with his writing, he's still accidentally misspelt 12 of his Y1/Y2 common exception words. Can you spot his mistakes?

Highlight them in the passage of text.

Could you then correct the words at the bottom of the sheet and create a list for Mr. Whoops to practise?



Activity 3:

Th weather wus so beutifull tuday that my clas were allowed to stay outside for ower art lesson. We sat on the gras and looked at preety, colourful flowers. I had a plante that looked like it was made from gowld because the sun was shining on it. There were lots of wilde flowers in our school forest. I hope we do a lesson like that agen soon.

Mr. Whoops needs to practise these words:

_____ _____

_____ _____

_____ _____

_____ _____

_____ _____

_____ _____

visit twinkl.com

Mr Whoops is a little bit clumsy...OK, OK, he's a lot clumsy! Even though he's really trying hard with his writing, he's still accidentally misspelt 12 of his Y1/Y2 common exception words. Can you spot his mistakes?

Highlight them in the passage of text.

Could you then correct the words at the bottom of the sheet and create a list for Mr. Whoops to practise?



Activity 4:

My parunts took me and some friends to a worter park at the weekend. It was great but ew cud hardly muve it was so bizy! There wer families everywhere, all queuing for different rides. A boy beehinde me tried to pushe in the queue, but hsi father told him off and said he had to be laste in the queue aftr that.

Mr. Whoops needs to practise these words:

_____ _____

_____ _____

_____ _____

_____ _____

_____ _____

_____ _____

visit twinkl.com

Mr Whoops is a little bit clumsy...OK, OK, he's a lot clumsy! Even though he's really trying hard with his writing, he's still accidentally misspelt 12 of his Y1/Y2 common exception words. Can you spot his mistakes?

Highlight them in the passage of text.

Could you then correct the words at the bottom of the sheet and create a list for Mr. Whoops to practise?

Activity 5:

ew have sports day next week and I'm sor it'll eb so much fun! Evrybodi hsa to join in, evn if you don't like playing sports. I didn't want to join in last year because I'm not grate at any sport but ym teacher says it's not about being the best, it's about trying to inpruve each year. I want to prouve to myself that I can run faste and make rM Gill proud.

Mr. Whoops needs to practise these words:

_____ _____

_____ _____

_____ _____

_____ _____

_____ _____

_____ _____

visit twinkl.com

Mr Whoops is a little bit clumsy...OK, OK, he's a lot clumsy! Even though he's really trying hard with his writing, he's still accidentally misspelt 13 of his Y1/Y2 common exception words. Can you spot his mistakes?

Highlight them in the passage of text.

Could you then correct the words at the bottom of the sheet and create a list for Mr. Whoops to practise?



Activity 6:

Last week, we went on a school trip to ay museum. Mowst ov our class were allowed to goe but we were tolde we had to be on our best behaviour (sum of my class talk too much so our pore teacher has to shout). On the trip, there were so mane owld items from the passt. The best part was during our hrlf an howr brak where we could go off by ourselves and explore.

Mr. Whoops needs to practise these words:

_____ _____

_____ _____

_____ _____

_____ _____

_____ _____

_____ _____

_____

visit twinkl.com

Mr Whoops is a little bit clumsy...OK, OK, he's a lot clumsy! Even though he's really trying hard with his writing, he's still accidentally misspelt 12 of his Y1/Y2 common exception words. Can you spot his mistakes?

Highlight them in the passage of text.

Could you then correct the words at the bottom of the sheet and create a list for Mr. Whoops to practise?



Activity 7:

Dear Diary,

Yow wud not believe the day I had! My little sister had a colde so shey didn't go too school. She was sad so she threw her breakfast bowl! I had cereal all down myself and I didn't know what to doo. Mum helped me pul my top off and I had to quickly jump in the bathe. I even managed to get it in my eyye! We had to race out of the house without aney of my books! Luckily, I was ownly five minutes late. My teacher looked shocked when he saw my messy hair. Mum laughed and just said, "Don't asc!"

Mr. Whoops needs to practise these words:

_____ _____

_____ _____

_____ _____

_____ _____

_____ _____

_____ _____

_____

visit twinkl.com

Mr Whoops is a little bit clumsy...OK, OK, he's a lot clumsy! Even though he's really trying hard with his writing, he's still accidentally misspelt 10 of his Y1/Y2 common exception words. Can you spot his mistakes?

Highlight them in the passage of text.

Could you then correct the words at the bottom of the sheet and create a list for Mr. Whoops to practise?



Activity 8:

We had new neighbours move in next dor. Thay popped over this morning to tell us wheer they used to live and why they had wanted to move heer (apparently, it iss a very nice area). The lady said she didn't think they'd ever finde such a nice house bye a park and with a garden pathe. I really liked them because they gave me some sweets, but mum said I wasn't allowed them becus they had too much shuger in them.

Mr. Whoops needs to practise these words:

_____ _____

_____ _____

_____ _____

_____ _____

_____ _____

visit twinkl.com

Mr Whoops is a little bit clumsy...OK, OK, he's a lot clumsy! Even though he's really trying hard with his writing, he's still accidentally misspelt 11 of his Y1/Y2 common exception words. Can you spot his mistakes?

Highlight them in the passage of text.

Could you then correct the words at the bottom of the sheet and create a list for Mr. Whoops to practise?



Activity 9:

Nowe matter what the weather is like, evry Sunday, Granny and Grandad will pute on their boots and go for a walk. When it rains, Mum always says, "You arr out of your mynd! Whoe would enjoy walking in weather like this?" Bothe of them laugh and say, "Grab ur coats and cume with us. We can pas the café and have wone cake or maybe even two."

Mr. Whoops needs to practise these words:

_____ _____

_____ _____

_____ _____

_____ _____

_____ _____

_____

visit twinkl.com

Spot Mr Whoops' Mistakes **Answers**

Activity 1:
I, Christmas, every, love, many, clothes, so, kind, house, full, people, steak

Activity 2:
school, Mrs, me, friend, climb, children, child, hold, should, he, floor, father, said, whole

Activity 3:
the, was, beautiful, today, class, our, grass, pretty, plant, gold, wild, again

Activity 4:
parents, water, we, could, move, busy, were, behind, push, his, last, after

Activity 5:
we, sure, be, everybody, has, even, great, my, improve, prove, fast, Mr

Activity 6:
a, most, of, go, told, some, poor, many, old, past, half, hour, break

Activity 7:
you, would, cold, she, to, do, pull, bath, eye, any, only, ask

Activity 8:
door, they, where, here, is, find, by, path, because, sugar

Activity 9:
No, every, put, are, mind, who, both, your, come, pass, one

visit twinkl.com