


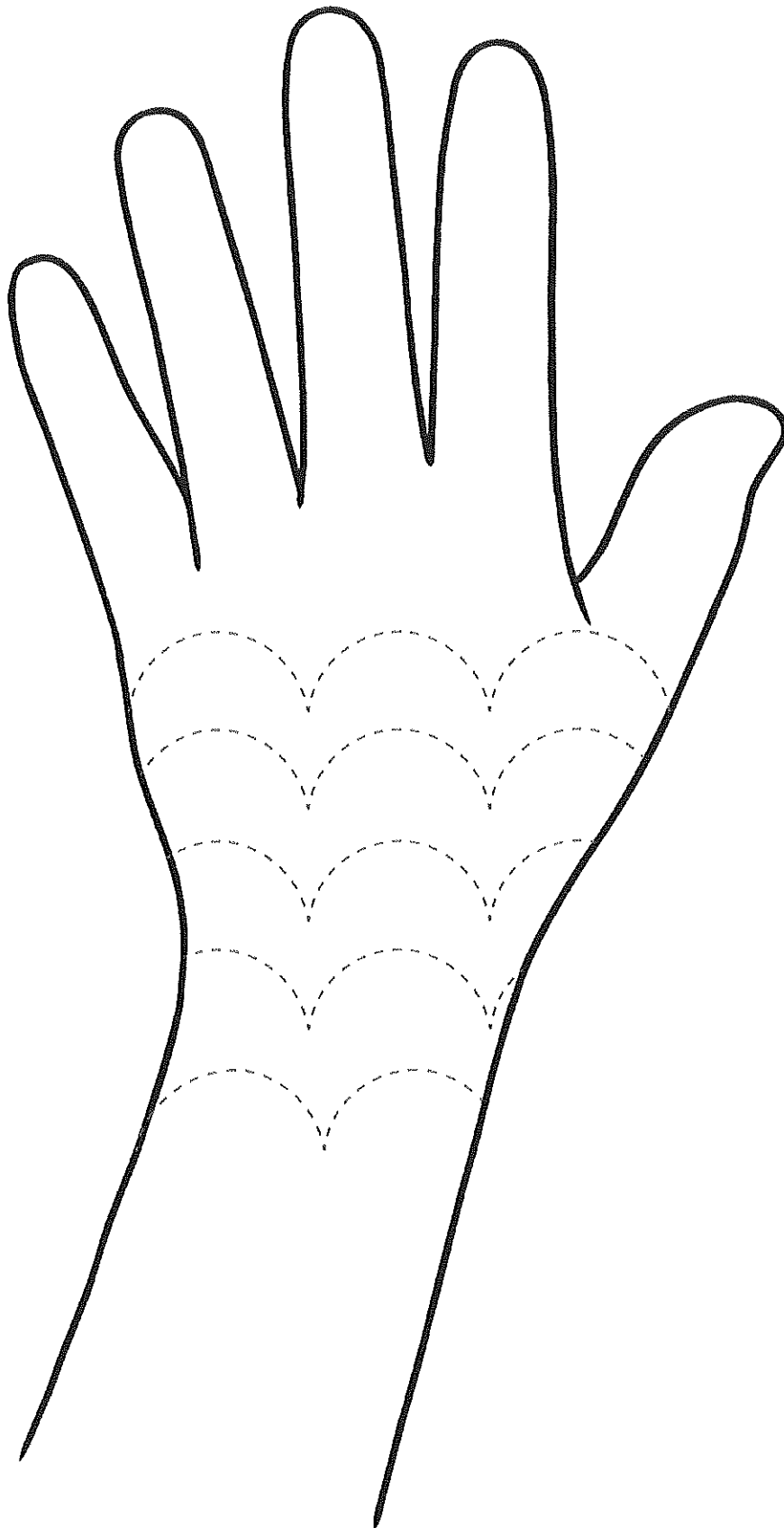


How has the pumpkin changed? Why has it changed? What will happen to it eventually?



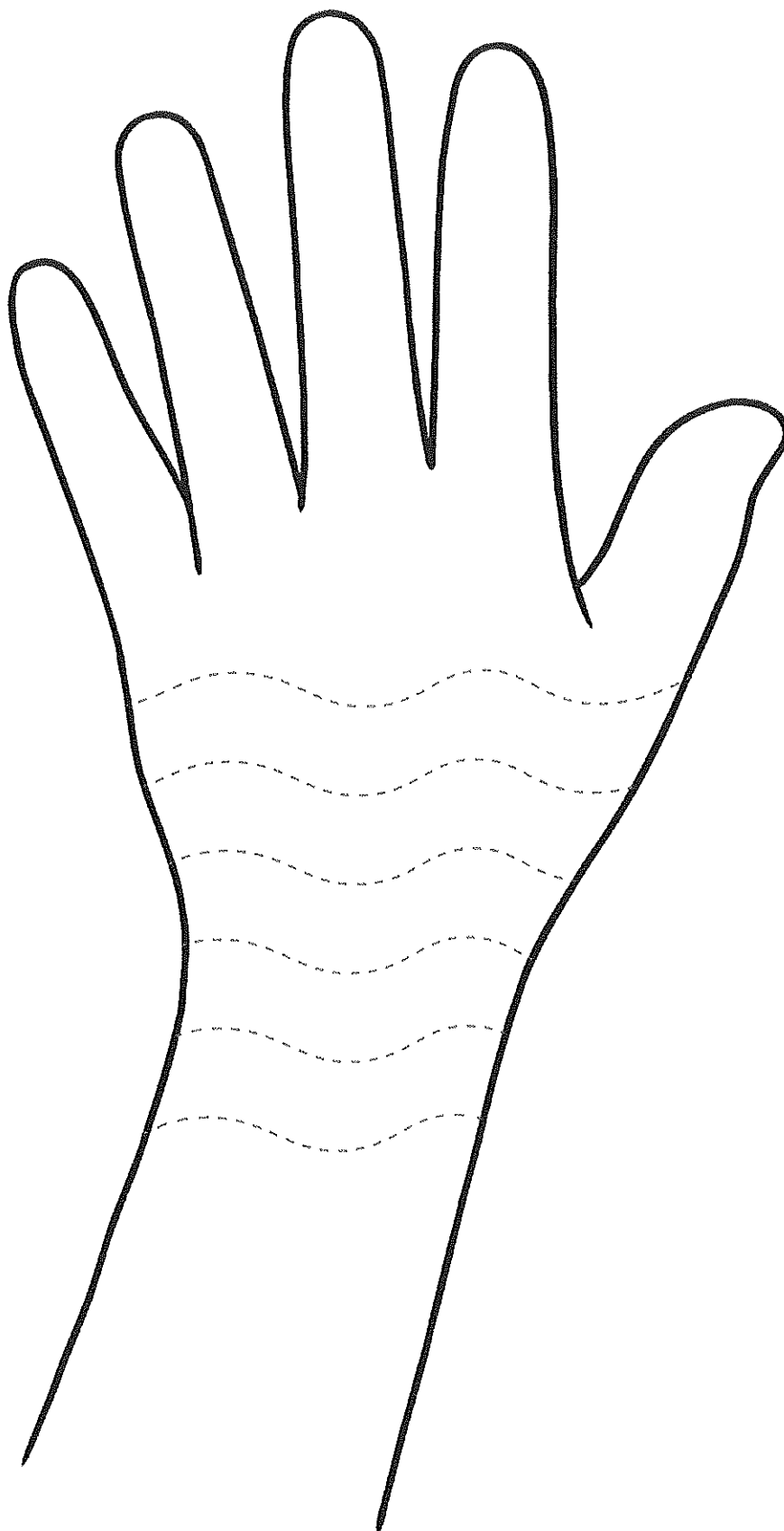
# Mehndi Patterns Pencil Control

Trace over the dotted lines to complete the mehndi pattern.



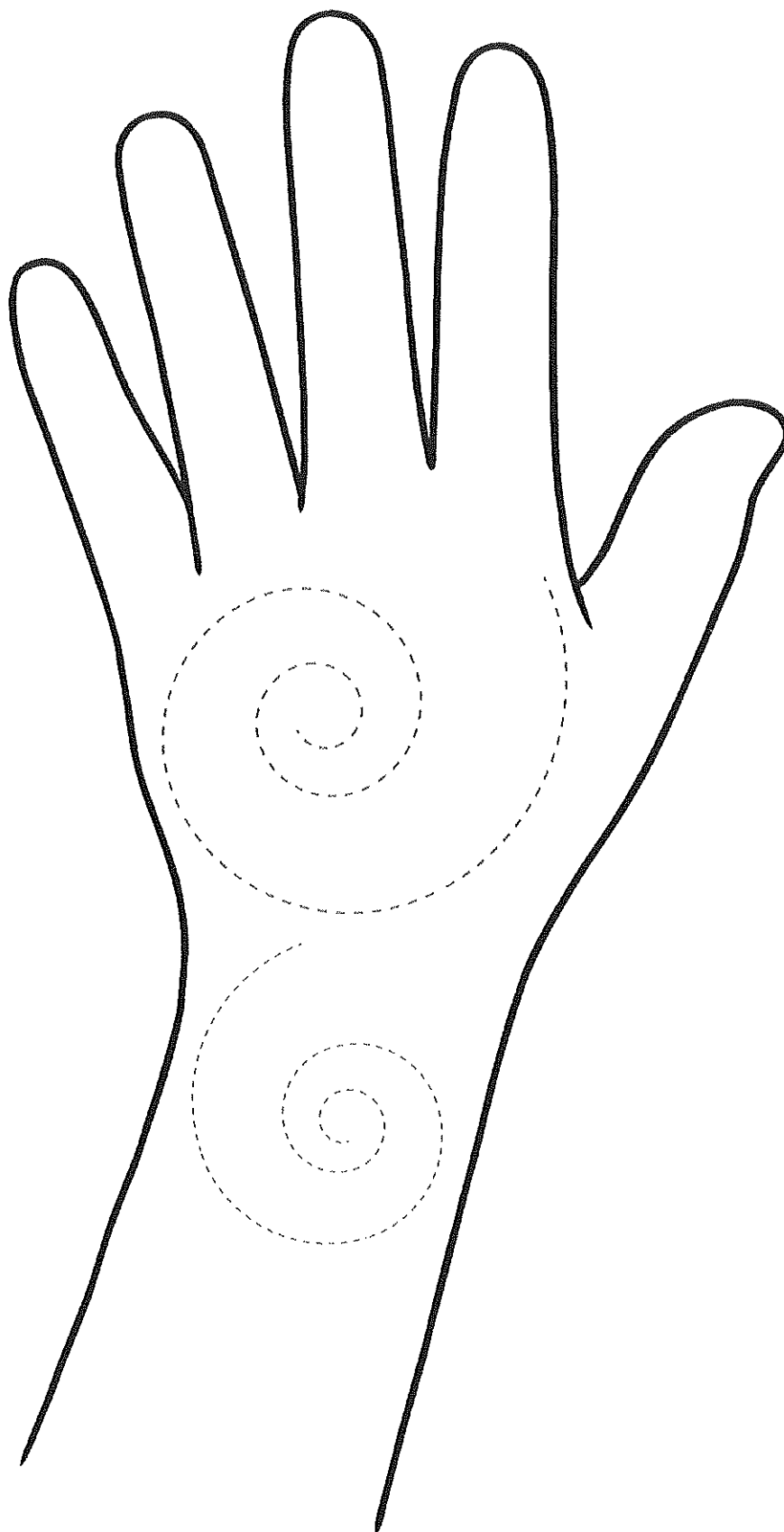
# Mehndi Patterns Pencil Control

Trace over the dotted lines to complete the mehndi pattern.



# Mehndi Patterns Pencil Control

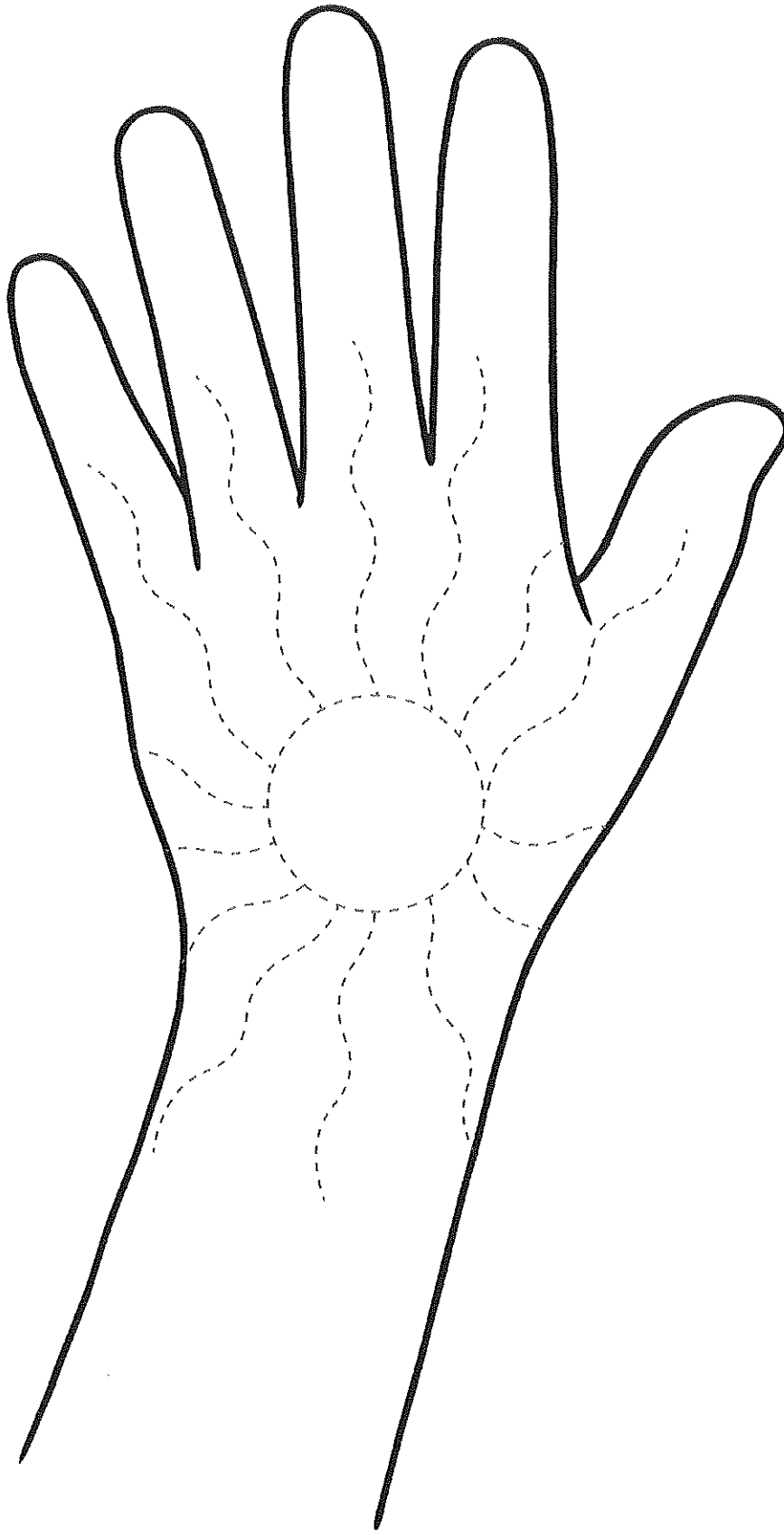
Trace over the dotted lines to complete the mehndi pattern.





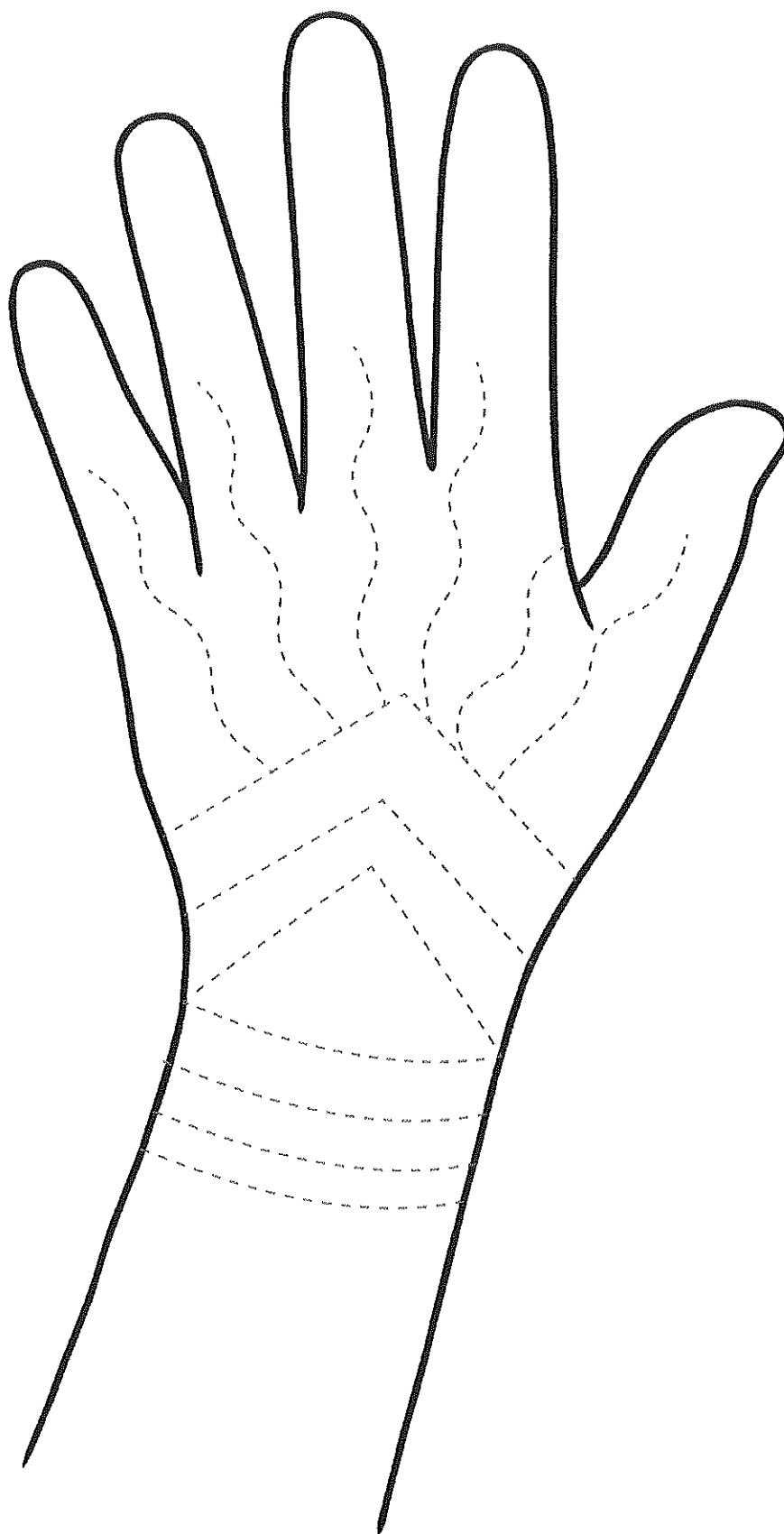
# Mehndi Patterns Pencil Control

Trace over the dotted lines to complete the mehndi pattern.



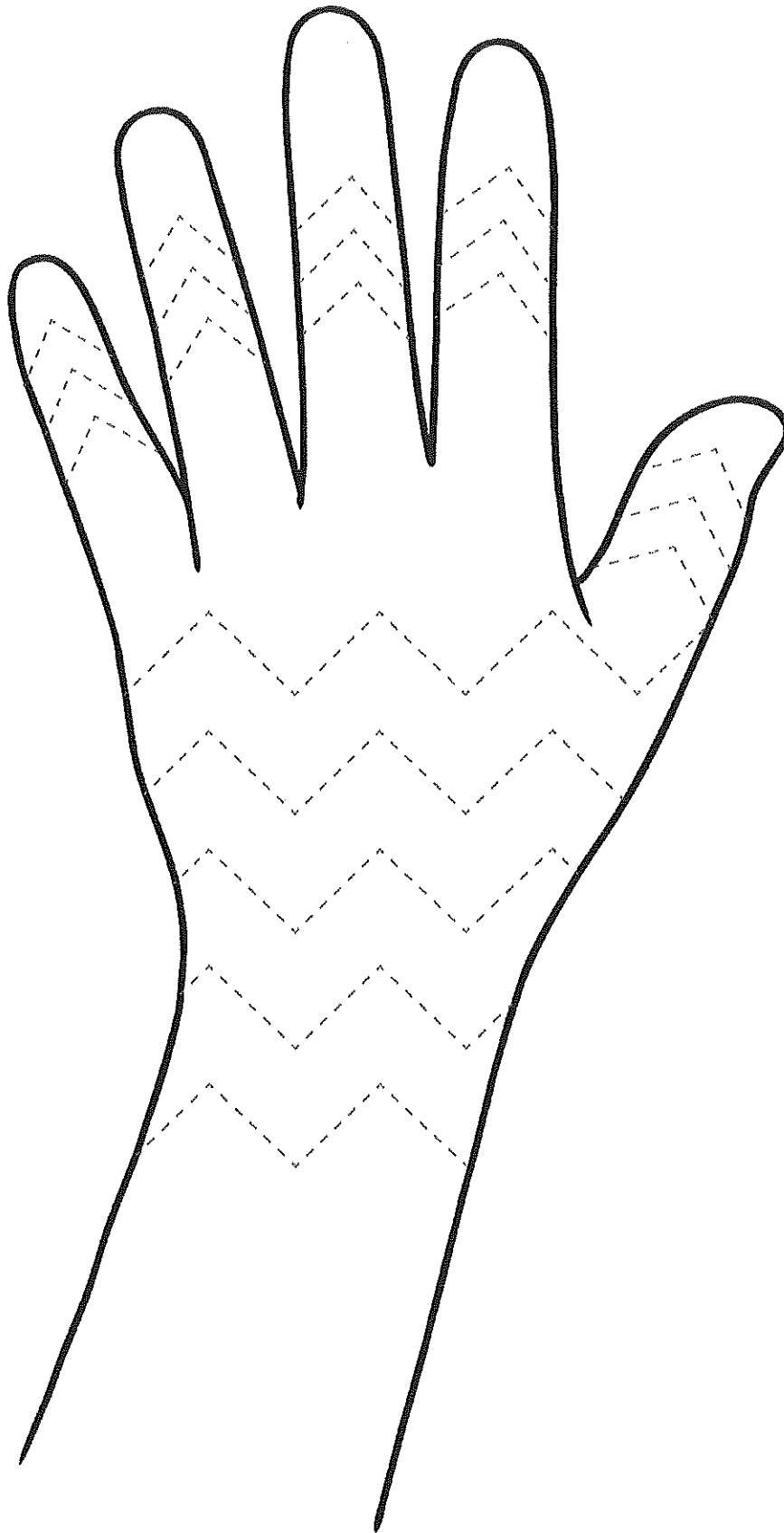
# Mehndi Patterns Pencil Control

Trace over the dotted lines to complete the mehndi pattern.



# Mehndi Patterns Pencil Control

Trace over the dotted lines to complete the mehndi pattern.









twinkl.co.uk







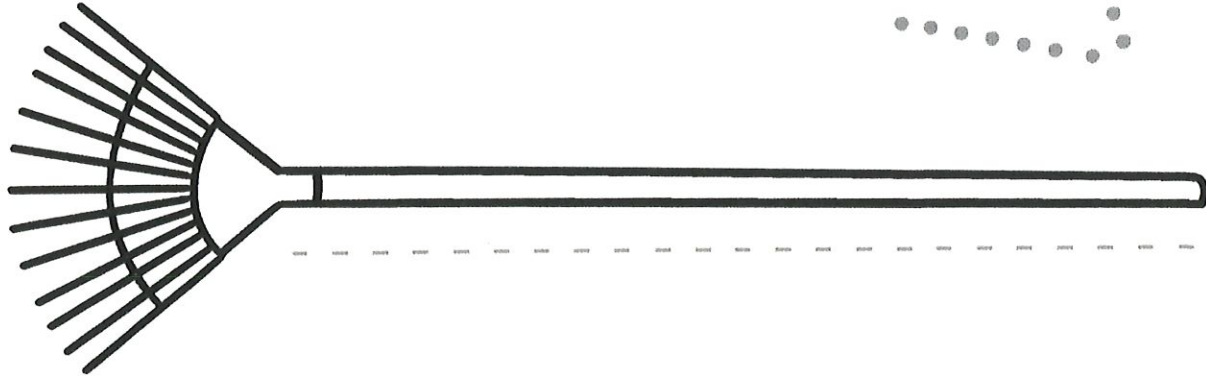









# Pencil Control - Trace the dotted line as neatly as you can.



.....

.....



.....

.....

.....




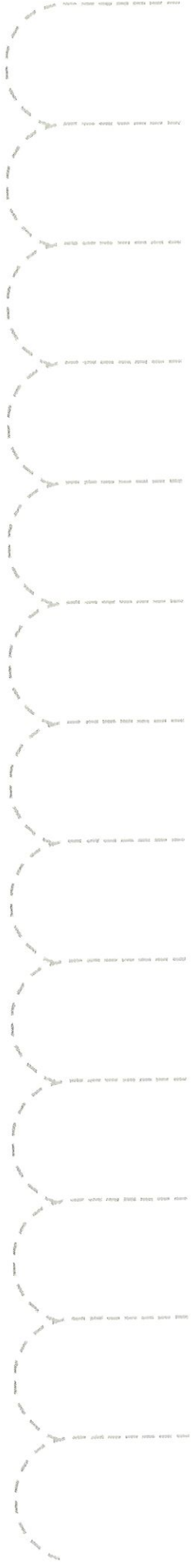
.....

.....

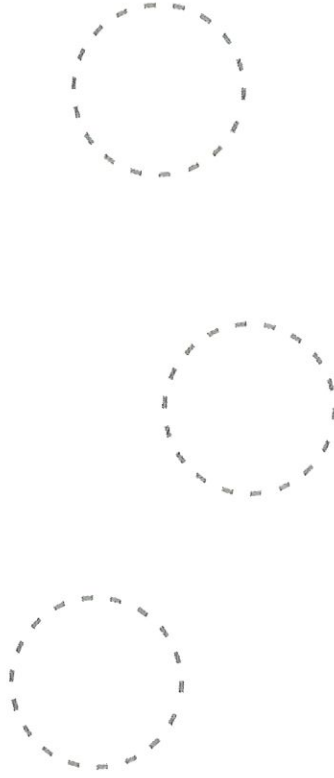
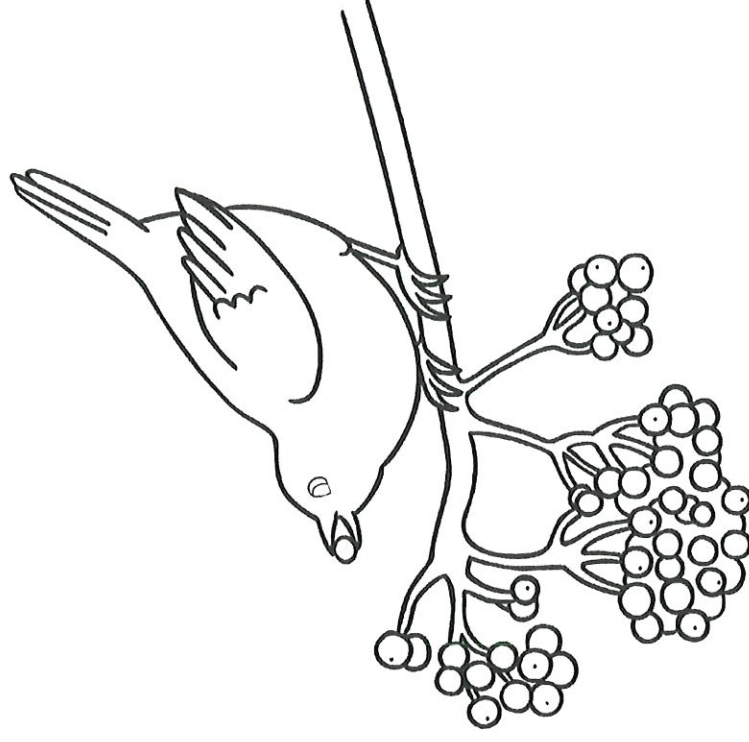
.....

.....

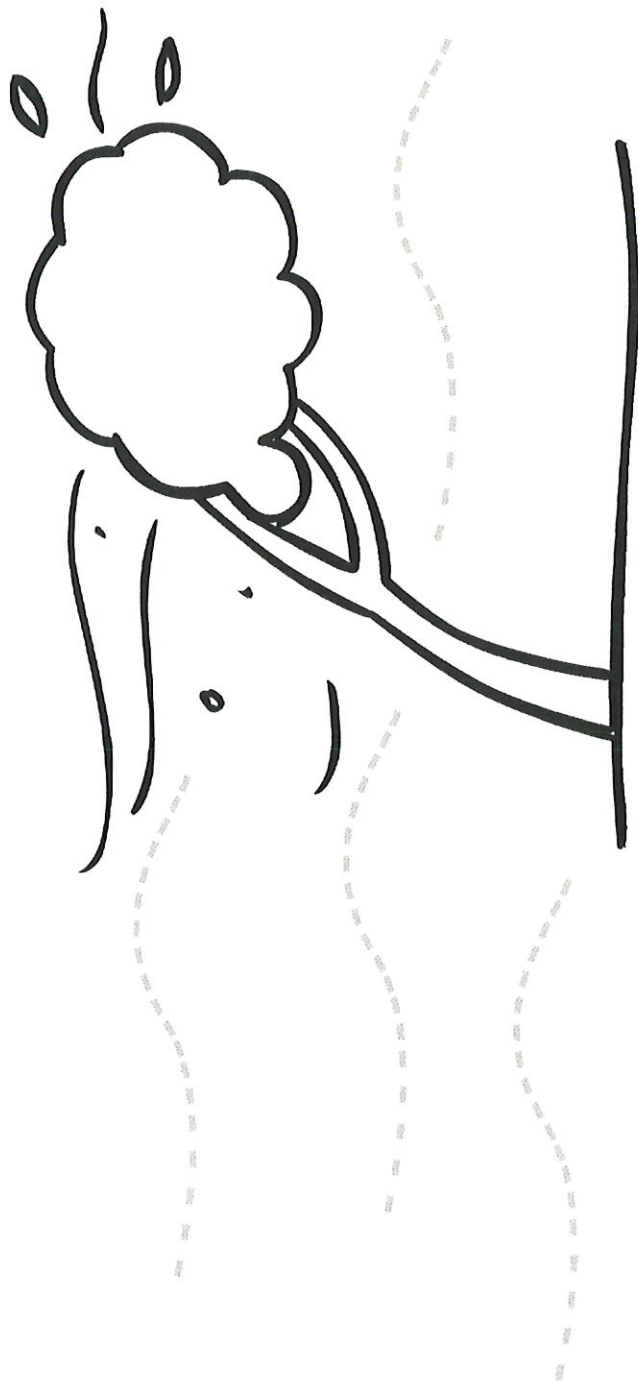
# Pencil Control - Trace the dotted line as neatly as you can.



**Pencil Control** - Trace the dotted line as neatly as you can.

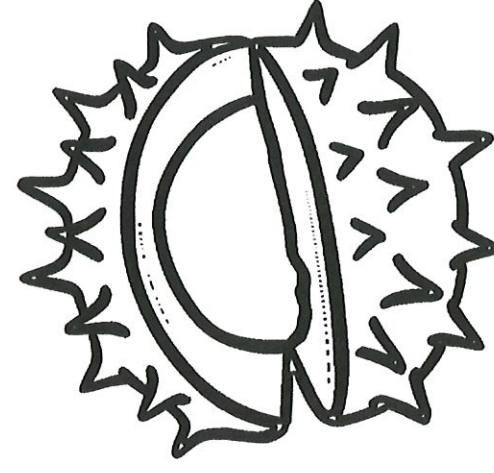
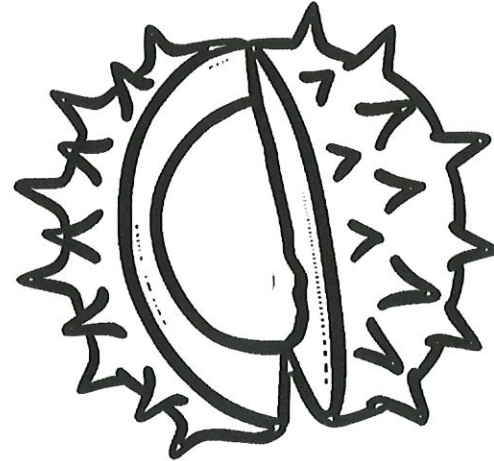



**Pencil Control** - Trace the dotted line as neatly as you can.





**Pencil Control** - Trace the dotted line as neatly as you can.




twinkl

**Pencil Control** - Trace the dotted line as neatly as you can.



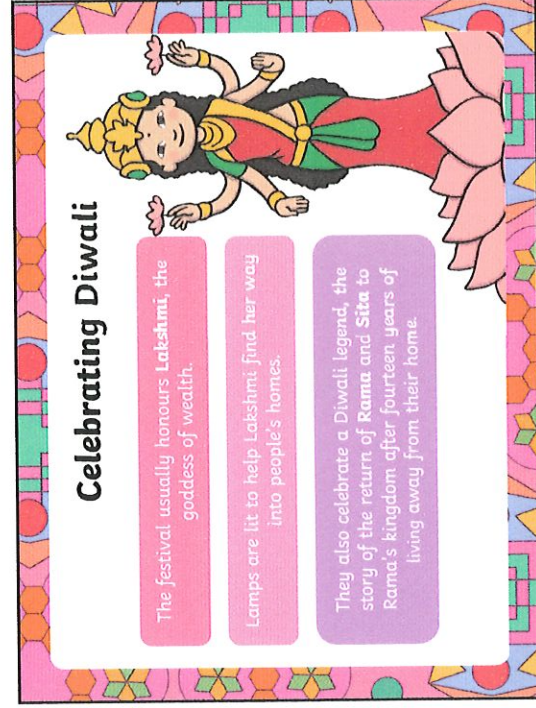




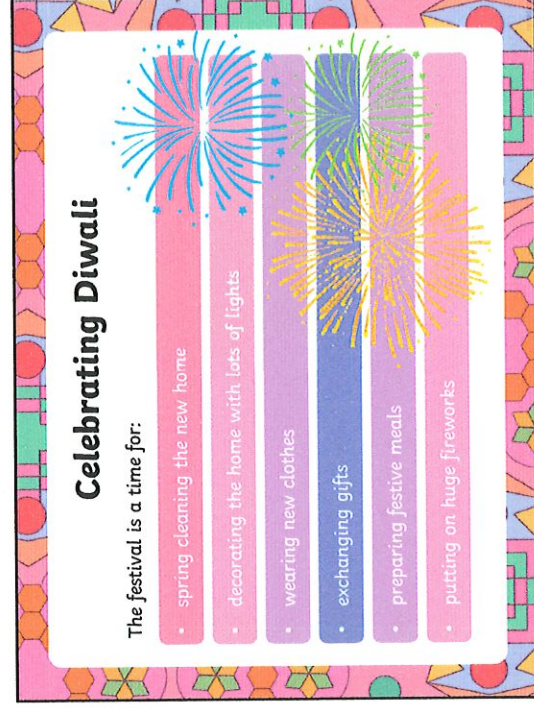
1



2




3



4



## Celebrating Diwali




In India, Hindus leave the windows and doors of their houses open so that Lakshmi can come in.


Rangoli are drawn on the floors of the house.

Rangoli are patterns and the most popular subject is the lotus flower.


5



6




7

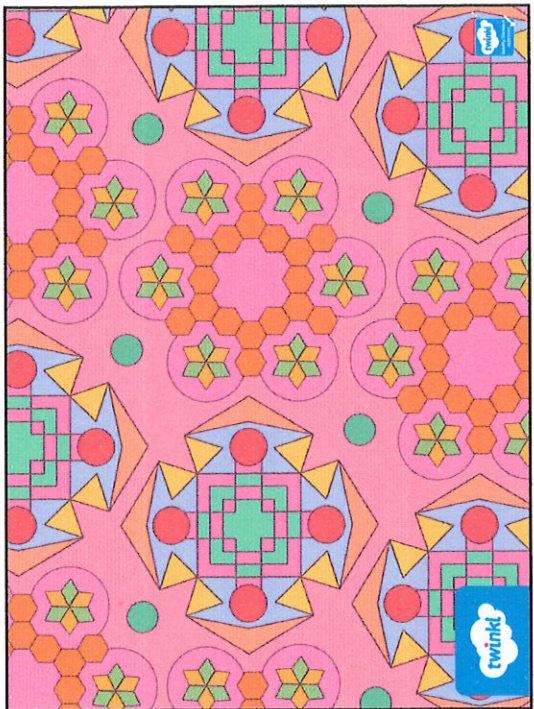


8








9




10



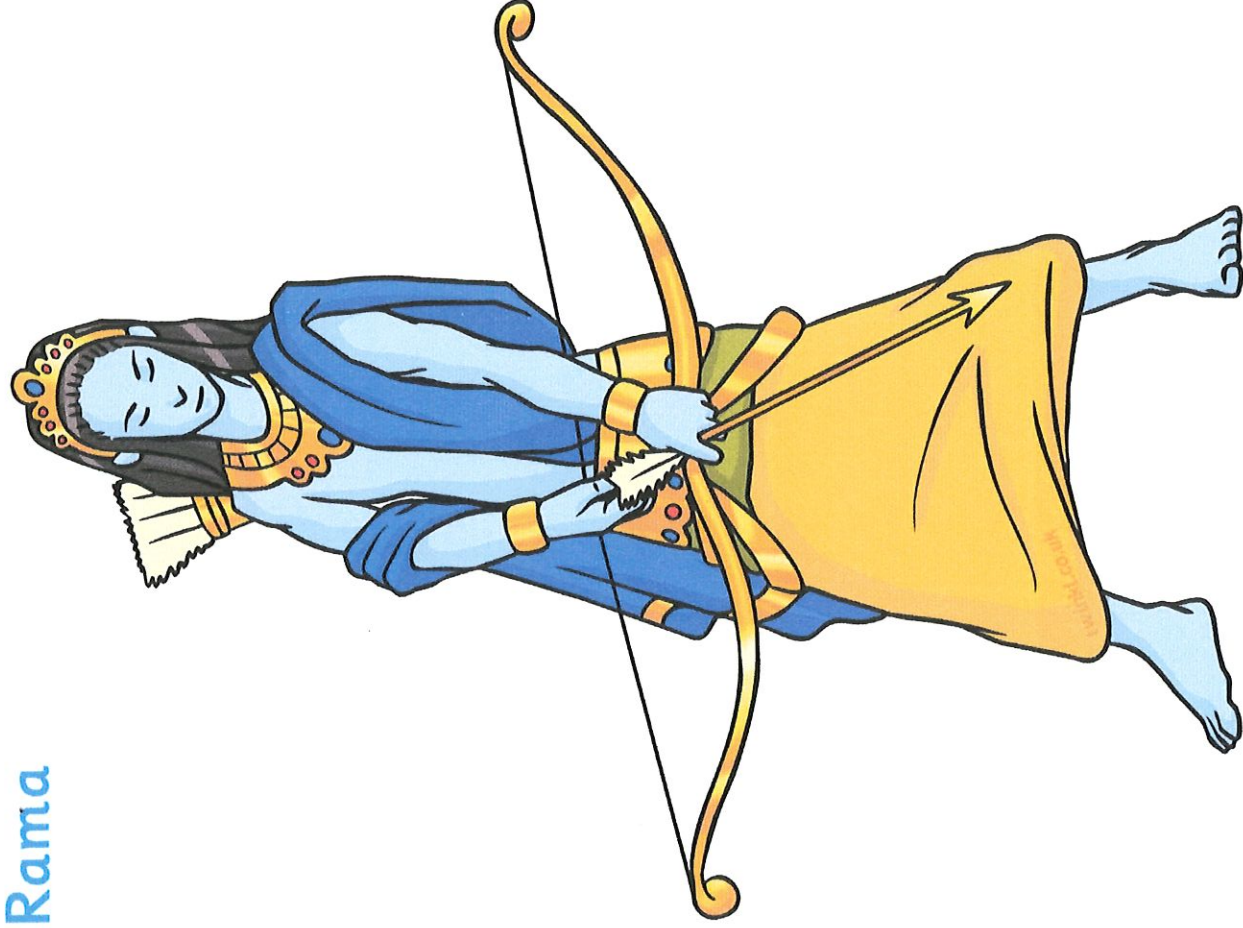




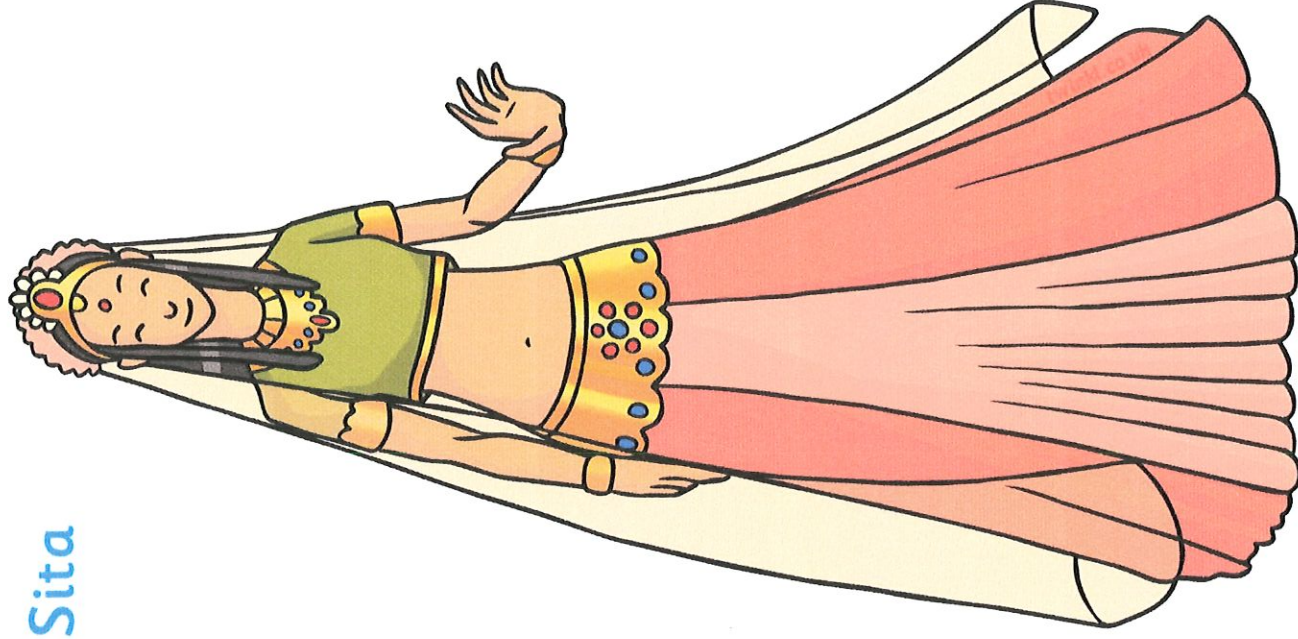




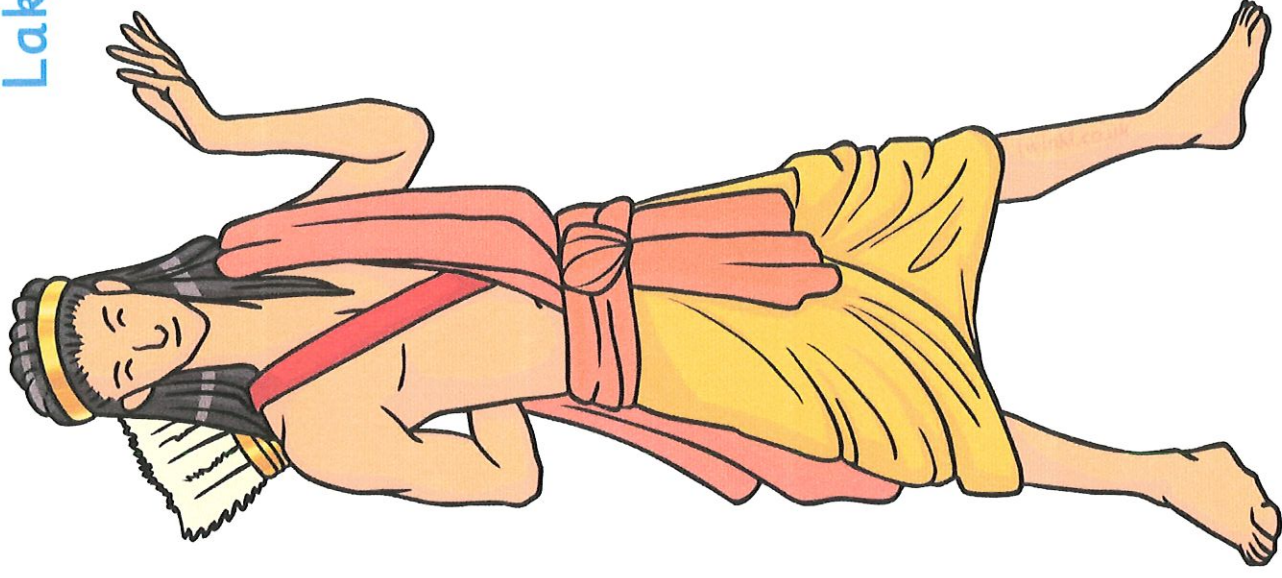
Rama



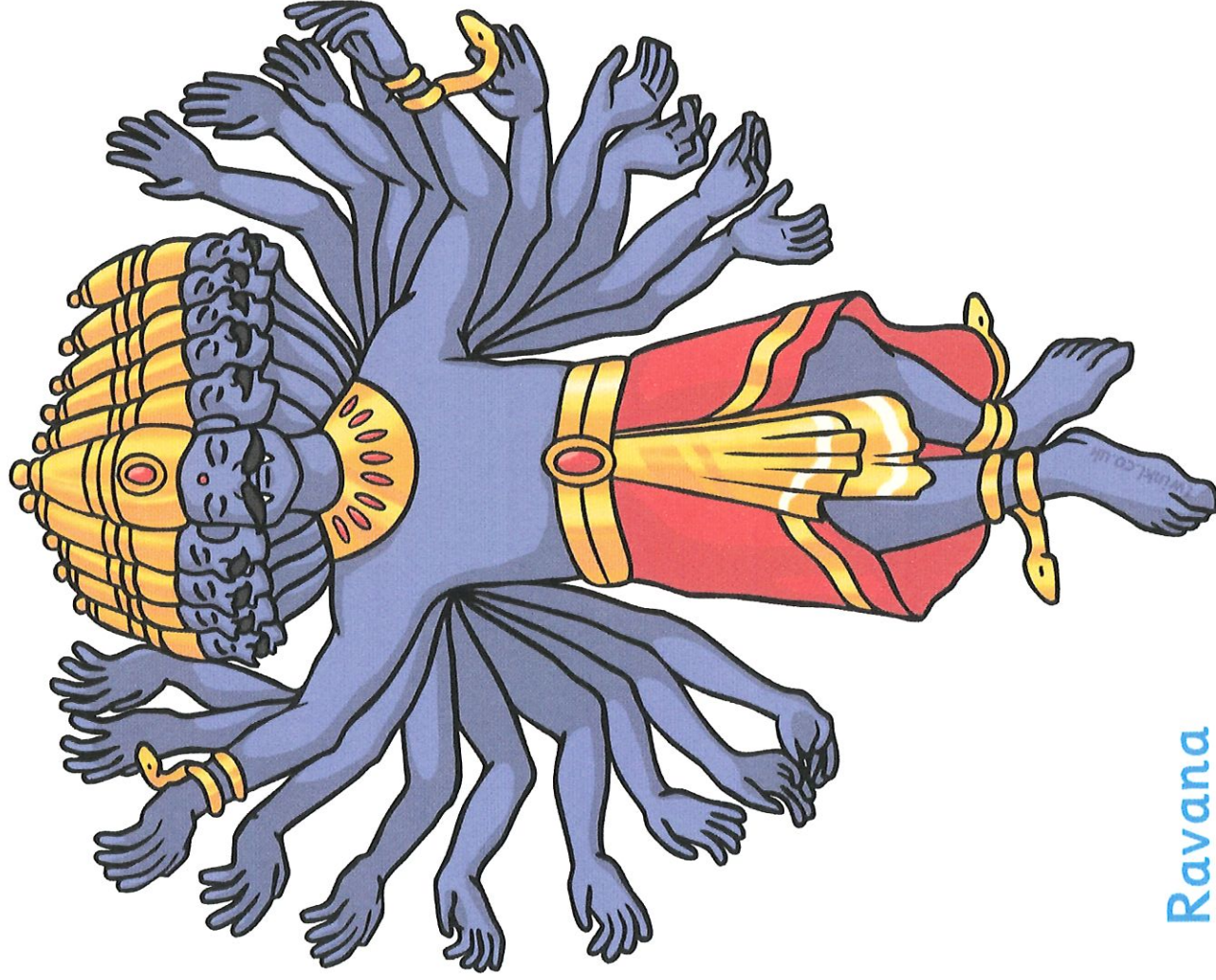
Sita



Lakshmana



Ravana






# Hanuman





A TWINKL ORIGINAL

# Dipal's Diwali





On the first day of Diwali, everyone was busy cleaning. Dipal and Mohan were in their bedroom.





As they tidied, Dipal took out some toys they no longer used and put them in a box. "We can give these toys to someone else to play with and we'll have more space!"





After cleaning the house, Dipal and Mohan went to the market with Mum and Dad. There were lots of things to get for Diwali! First, they went to buy new clothes. Dipal helped Mohan to find the perfect outfit.







At the next stall, everyone chose their favourite flowers. Mohan loved the yellow marigolds!




Soon, they were in the busiest part of the market. A crowd of people were buying diyas. Others stood and watched as more were made from clay.






Mum and Dad gave the vendor enough money to buy all the diyas they would need. Everyone had to help carry them – even Mohan!





The next day, Dipal was excited to go to the rangoli competition. The family walked along together, admiring the beautiful patterns.





Dipal took lots of photos. "These will help us when we make a rangoli at home!" he said to Mum.





Back at home, Mum and Dipal created their own colourful rangoli design at the entrance of their house.





Dad and Mohan came out with some flowers to add the finishing touch. "Look, Mohan," said Dipal. "This will welcome Goddess Lakshmi into our home."





Mum and Dad spent the rest of the day preparing lots of food and sweets for the celebration.



Dipal and Mohan decorated the house,  
ready for the morning.





On the third day of Diwali, Mohan and Dipal woke up even earlier than usual. They washed thoroughly and then got dressed in their new clothes.






It was time to visit the temple. Mum and Dad carried the special food and sweets to offer to Goddess Lakshmi.





Inside, they gave their offerings and prayed to the goddess.






Then, everyone from the town helped to decorate the temple.





Back at home, Dipal showed Mohan how to place diyas around their home, by the doors and windows.








He told Mohan the story of Rama and Sita. "When we light these lamps, they will welcome home Lord Rama," said Dipal.



As dusk fell, it was time for Lakshmi Puja. Dipal's family were joined by grandparents, aunts, uncles and cousins to worship Goddess Lakshmi.





Dipal's grandfather used kumkum powder to apply tilak to everyone's forehead. The family prayed and chanted together. They offered Lakshmi the delicious sweets they had made.





Afterwards, the family shared a huge feast. Dipal filled his plate with pakoras, samosas and bhajis.






Mohan smiled as he tried the sweet gulab jamun.





When the meal was over, the family went outside for the fireworks. Mohan giggled and clapped as Dipal made different shapes with his sparkler.






“Happy Diwali, little brother,” said Dipal. “I hope you have a wonderful year.”







# Diwali tea light holders



## Salt dough recipe

1 cup of flour  
 $\frac{1}{2}$  cup salt  
 $\frac{1}{2}$  cup water

1. Mix the salt and flour.
2. Gradually add the water until it comes together to form a dough.

Demonstrate rolling the dough into a ball and then make the ball flatten slightly –you can be inventive and make different shapes with the dough.


Once your happy, push a tea light candle gently into the dough until the top is level with the top of the dough.

Take the tea light back out and allow the tea light holder to dry for 1 week in a warm spot .


Once it is fully dried, paint the base coat on the pot with acrylic paint. When it's dry add dot patterns or other patterns to finish the tea light holder.







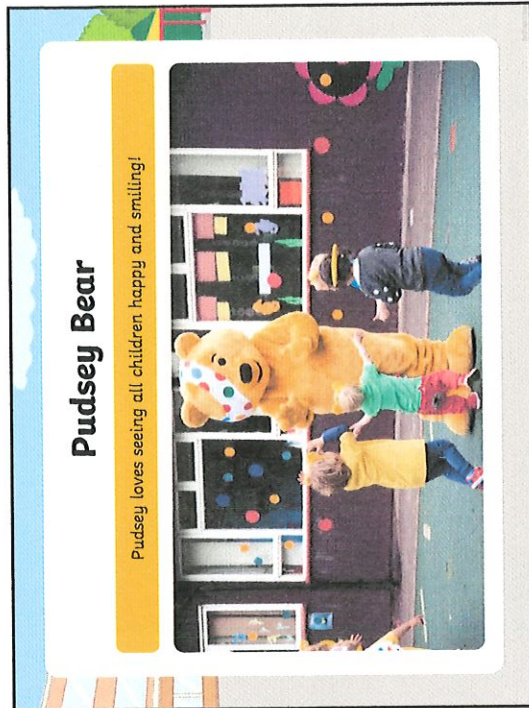
1



2



3



4




## What Happens on BBC Children in Need Day?

BBC Children in Need Day is very exciting.

Lots of people dress up and do fun things to raise money.

In the evening, BBC Children in Need present a programme on television. You can watch the fun things people have done during the day and see how much money has been raised.



5

## Raising Money for BBC Children in Need

Many children's lives have changed for the better thanks to BBC Children in Need.

People all over the UK raise money to help BBC Children in Need. People do lots of amazing challenges and fun events, such as:

- wear fancy dress
- have a cake sale
- have a sponsored silence
- take part in a race
- set themselves a really hard challenge
- have a dance-a-thon



6

## Where Does the Money Go?

BBC Children in Need collect all of the money that everyone has kindly donated.

They add the money up and let everyone know how much money they have raised. This money is all used to make children's lives better and happier.




7

## What Is the Money Used For?

The money might be used for:

- giving support to poorly children and their families
- helping children stay safe and warm
- giving children a safe place to go and have fun





8



## What Can You Do?

What fun things could you do to raise money for BBC Children in Need?

You might already be doing something fun for BBC Children in Need Day. If you are, can you tell a friend about it?



**BBC Children in Need**  
twinkl  
Quality Standard Approved



# Pudsey Colour by Number


Match the colours to the numbers.

1 - green

2 - red

3 - yellow

4 - blue





# Paint the Spots on Pudsey

## Finger Painting

Use your fingertips to paint spots on to Pudsey's bandana.




Official Education Partner

visit [twinkl.com](https://www.twinkl.com)  
Please photocopy and share.






**Pudsey says pat your  
head.**




twinkl.com

**Pudsey says hop on one  
foot.**




twinkl.com

**Pudsey says tickle your  
tummy.**



twinkl.com


**Pudsey says sit down.**



twinkl.com




**Pudsey says stand up.**




twinkl.com

**Pudsey says make your  
biggest smile.**




twinkl.com

**Pudsey says touch  
your toes.**



twinkl.com


**Pudsey says wave at  
a friend.**



twinkl.com



**Pudsey says clap your  
hands.**




twinkl.com

**Pudsey says stamp  
your feet.**




twinkl.com

**Pudsey says touch your  
shoulders.**



twinkl.com


**Pudsey says tap your  
knees.**



twinkl.com



**Pat your head.**




**Hop on one foot.**



**Tickle your tummy.**




**Sit down.**




**Make your biggest  
smile.**



**Wave at a friend.**



**Stand up.**




**Touch your toes.**





**Clap your hands.**



**Stamp your feet.**



**Touch your shoulders.**



**Tap your knees.**

